

Parma Metropole

Model: Parma Metropole

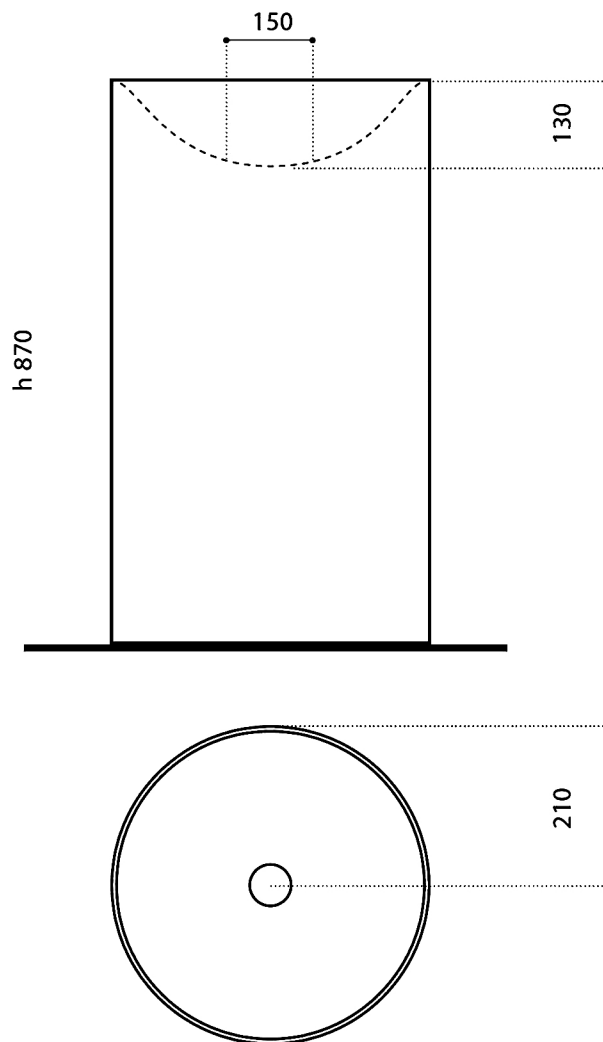
Category: Bathroom Sink

Material: Resin and Glass

Dimensions:

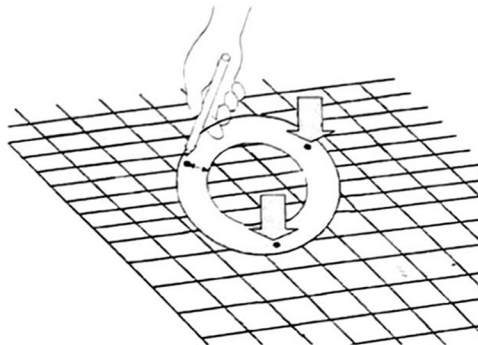
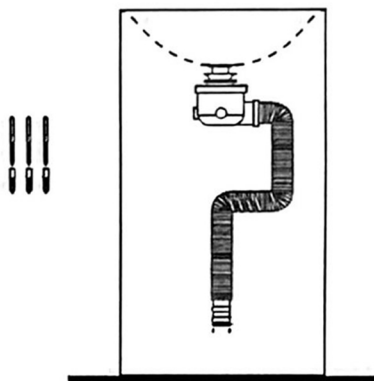
16.5"(L) x 16.5"(W) x 5.1"(H)

Description: Free-standing bathroom sink in black finish.

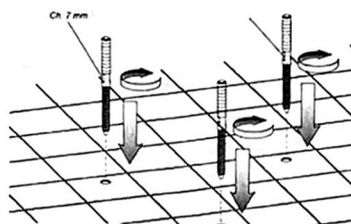
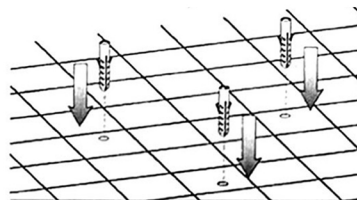
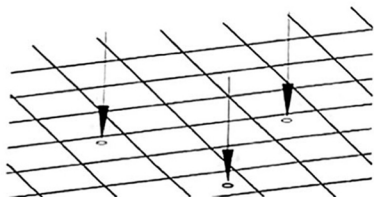
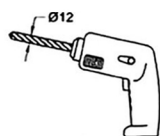


*Numbers are in millimeters


ASSEMBLY INSTRUCTIONS



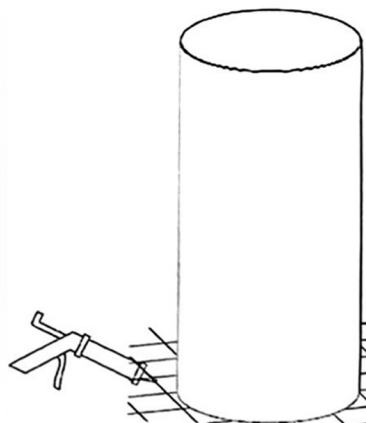
Step a
 Contrassegnare i punti per le forature necessarie per l'ancoraggio a terra, come da dima fornita.
 Mark the point for the holes needed to fasten the column to the floor



Step b
 Realizzare i fori per il fissaggio al pavimento nei punti contrassegnati. Inserire i tasselli in dotazione nei fori realizzati e le relative viti.
 Drill the holes for floor fastening in the points previously marked.
 Insert plugs and screws supplied in the drilled holes.



Step C
 Collegare il tubo estendibile allo scarico a pavimento. Posizionare il lavabo sulla sporgenza delle viti.
 Connect the extendible pipe to the outlet on the floor.
 Position the standing wash basin on the protruding screws.



Step D
 Se desiderato, siliconare utilizzando il blister di silicone neutro inserito nell'imballo.
 If you wish, you may seal by using the neutral clear silicon supplied.